



# 2022-2023



CROWLEY INDEPENDENT SCHOOL DISTRICT

# Bess Race Elementary Quality Report

## Comprehensive Accountability System

Metrics that Matter to our Community

### DISTRICT-ASSIGNED SCHOOL QUALITY RATING

## 2022-2023 ACADEMICS

### 3RD GRADE MATH

| Approaches | Meets | Masters |
|------------|-------|---------|
| 75%        | 37%   | 13%     |

### 5TH GRADE READING (Board Goal) ★

| Approaches | Meets | Masters |
|------------|-------|---------|
| 72%        | 41%   | 16%     |

TEA Rating: TBD  
Baseline Year 2023

## Student ENROLLMENT

TOTAL 665



## TEACHER Information

4

### Teacher-to-Student Ratio



# 1:22

Teacher Student

### Teacher Tenure

# 22

0-5 Years

# 27

5+ Years

49 TEACHERS ON CAMPUS

## STUDENT SUPPORTS

5

### SOCIAL EMOTIONAL LEARNING SUPPORTS

|                  |   |
|------------------|---|
| Counselors       | ✓ |
| SEL Specialist   | ✓ |
| Interventionists | ✓ |

### AFTER SCHOOL PROGRAMS

|                          |   |
|--------------------------|---|
| 21st Century (ACE)       |   |
| Clayton Youth Enrichment | ✓ |
| Tutorials                | ✓ |

## Attendance PERCENTAGE

4

# 92.04%

2021-2022

# 93.19%

2022-2023

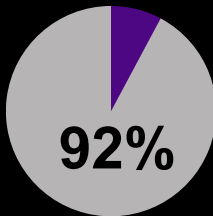
## SCHOOL ENVIRONMENT

## Positive Student BEHAVIOR

4

★ (Board Goal)


% of students with no suspensions



# 92%

## Student DISCIPLINE

Discipline Incidents



In-school suspension Out-of-school suspension

## Parent and Student ENGAGEMENT OPPORTUNITIES

### PARENT INVOLVEMENT

5

- PTA
- All Pro Dad

### STUDENT CLUBS

5

- Running Eagles
- Safety Patrol
- Boys to Men
- Ladies of Distinction
- Crochet Club
- Robotics
- Eagle Hoops Basketball
- National Elementary
- Honor Society
- Girls in STEM
- Young Men in STEM
- Book Club



## Campus COMMUNICATION



SOCIAL MEDIA



TEXTS/CALLS



GRADES



NEWSLETTERS



# 2022-2023

CROWLEY INDEPENDENT SCHOOL DISTRICT



# Bess Race Elementary Quality Report

## Comprehensive Accountability System



## Crowley ISD School Board

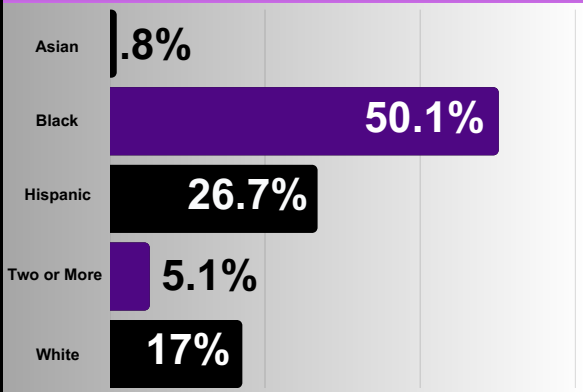
Our aspiration in Crowley ISD is to ensure that all students have access to a GREAT SCHOOL and are provided excellent educational experiences so that they achieve their full potential. When our students graduate from Crowley ISD, they will leave with more than a diploma. They will leave with choices and opportunities. We designed this School Quality Report (SQR) to highlight metrics that matter and to share with our community the areas of progress, the areas of opportunity, and the comprehensive quality of each school in Crowley ISD. This SQR is our effort to increase transparency by synthesizing the quantitative metrics with qualitative parent voices to provide a complete assessment of school quality.

“ Bess Race is more than just a school. It's a community with all hands in! A team, a village, a support system!  
**Olivia, Bess Race Parent** ”

“ Best school with the most loving staff!  
**Miriam, Bess Race Parent** ”


“ Purple reminds me of Bess Race, the best school ever!  
**Maite, Bess Race Parent** ”

## CAMPUS DEMOGRAPHICS



Economically DISADVANTAGED  
**77.4%**

| RUBRIC SCALE |                 |
|--------------|-----------------|
| 1            | NEEDS ATTENTION |
| 2            | AVERAGE         |
| 3            | GOOD            |
| 4            | EXCEPTIONAL     |
| 5            | GREAT           |



Visit <http://crowleyisdtx.org> for more details regarding our rubric.